



AN IMPLANT SYSTEM THAT FITS!

- Fits thin ridges
- Fits your patient's budget
- Fits your practice

Tuf-Link resilient silicone liner firmly retained in the periphery seam-line provides secure retention and chewing comfort.

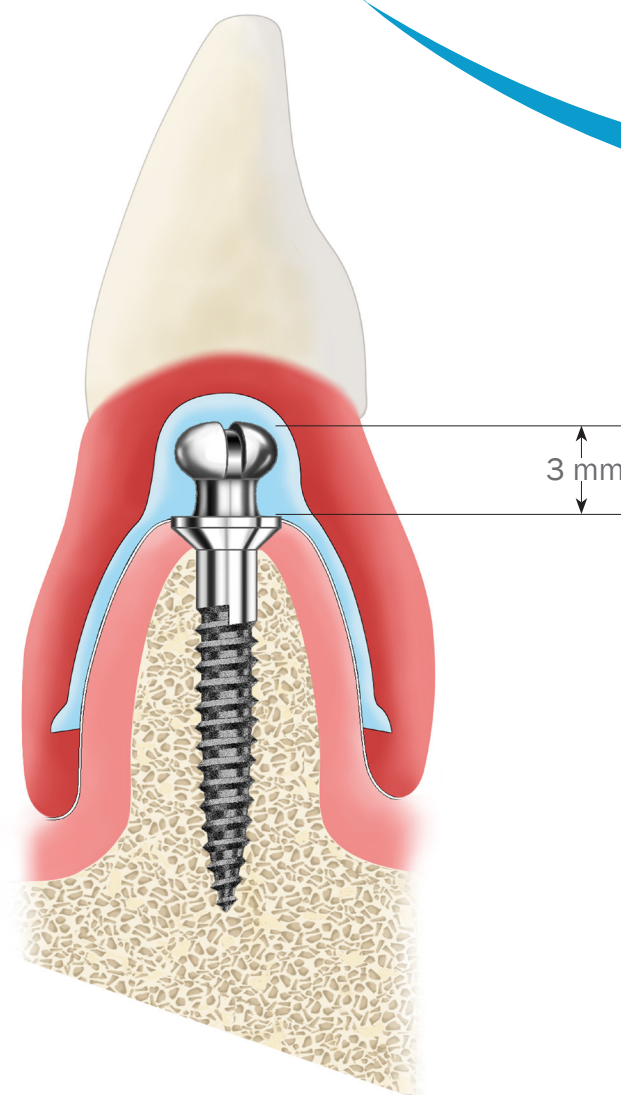
Low profile 3 mm ATLAS dome head creates balanced bilateral support with gentle passive retention without copings, O-rings or adhesives.

ATLAS titanium alloy implants are texturized and packaged sterile Tapered - end, self - threading design facilitates easy manual installation.

ATLAS one piece implants are available in 1.8, 2.2, 2.4 & 2.8 mm diameter and 7, 10, & 14 mm thread lengths.

FDA indicated for long-term use or any length of time as decided by the health care provider.

ATLAS protocol was developed in conjunction with the Department of Implant Dentistry, New York University College of Dentistry.



CONSUMER DIVISION FOR ATLAS IMPLANT SYSTEM

Denture Comfort,™ implemented to answer the questions and needs of an estimated 40-50 million Americans who suffer with ill-fitting dentures, while acting as a referral source for patients to locate dentists who offer the Atlas Denture Comfort procedure.

www.denturecomfort.com

- ATLAS WILL HELP YOU GET STARTED!

• Marketing Support

We have done the work for you! We have created a marketing support program offering: Office Posters, Patient Brochures & Counter Stands, Patient Education Models, Press Releases, Photos & Ad Slicks that can be personalized for your office... and more.

• Consumer Website

We are driving patients to you with www.denturecomfort.com. Patients can learn all about the procedure that can put an end to denture problems. They will also find answers to common questions, qualified dentists in their area, and regularly updated articles and industry research.

• Hands-on Workshops


Participate in real time procedure installing the Atlas Implants in a hard model. Learn how to retrofit the denture and reline it with the Tuf-Link silicone material. All steps and instruments are precisely the same as you will use in your office. You will have your own made model for showing the benefits to your prospective patients.



Dentatus AB
www.dentatus.com
SE: +46 8 546 509 00
info@dentatus.se
US: +1 212 481 1010
dentatus@dentatus.com



- The Simple Solution
for Denture Comfort



BL6529-01_2015-10

“The ATLAS implant system is designed to overcome known technical restrictions of: parallelism, space, stress and other significant limiting obstacles of edentulous patients. The deficiencies of bone volume, limiting space and high cost are substantially reduced for more patients so they can enjoy the benefits of implantology with secure retention and chewing comfort.” —Bernard Weissman, Creator, Atlas Implant System



THE SIMPLE FACTS ABOUT TOOTH LOSS

- **Twenty-five percent (25%) of all adults living in the USA aged 60 years and older have lost all of their teeth.**

1999-2002 National Health and Nutrition Examination Survey, Centers for Disease Control & Prevention, www.cdc.gov

- **Loss of all teeth causes disability for most people who wear conventional dentures because they have difficulty performing two of the essential tasks of life, eating and speaking.**

Feine, Jocelyne S, Carlsson, Gunnar E., Implant Overdentures: The Standard of Care for Edentulous Patients, Quintessence Publishing 2003

- **Complete and partial tooth loss is associated with reduced physical, psychological, and social function and as well as chewing ability; increased disability and handicap; and potential detriment to overall health.**

Jones JA, Orner MB, Spiro A, Kressin NR., "Tooth loss and dentures: patients' perspectives." International Dental Journal, 2003, 53, 327-334

- **According to world renowned dental clinician and educator Gordon Christensen, DDS, there are numerous simple implant restoration systems, as well as courses about how to use them, on the market. So, there is no reason not to include surgical placement of implants in the practice.**

Matt Schlossberg, "Incorporating Implants," Academy of General Dentistry, www.agd.org/library/2004/july/schlossberg.asp

- **Small diameter implants with flapless surgery to support conventional dentures present a method of restoring patients with an atrophic mandible without any bone augmentation surgery.**

Tai CH, Kim TS, Cho S-C, Froum S, Elian N, Tarnow D., "Immediate Loading of Small Diameter Implants in Severely Atrophic Mandibles: A Case Report." New York University College of Dentistry, Department of Periodontics and Implant Dentistry, Dec. 2005

- **Studies suggest that patients enjoy a higher quality of life, greater self-confidence, and a better nutritional state when conventional dentures are replaced with implantretained overdentures.**

Henry K., "Q&A on the future of implants", Dental Equipment & Materials, September/October 2006

- **Dentures supported by Dentatus Atlas implants provided immediate occlusal loading and function with a high survival rate of implants (94.1%) and patient satisfaction (100%).**

Tai CH, Lee MC, Saito H, Classi A, Cho S-C, Froum S, Elian N, Tarnow D., "Immediate Loading of Narrow Diameter Implants with Overdentures in Severely Atrophic Mandibles: Practical Procedures & Aesthetic Dentistry, April 2007, Vol. 19, No. 3

• Flapless implant installation • Easy one stage implant procedure • Denture base prepared with undercut

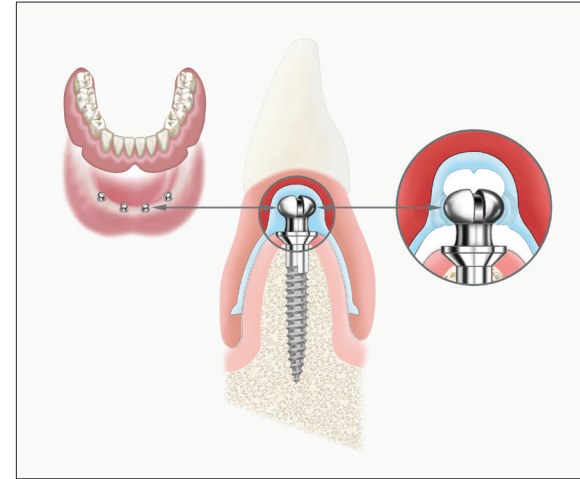
THE SIMPLE SOLUTION FOR YOUR DENTAL PRACTICE

The narrow diameter ATLAS implant is designed to retain lower dentures for patients with moderate to severely resorbed bone. ATLAS Implants utilized with Tuf-Link® silicone reline material provide cushioned support and stabilization with gentle, firm retention while distributing the chewing force on the ridge and implants, all without housings, O-rings or adhesives.

The ATLAS minimally invasive procedure without a surgical flap dramatically reduces chair time and the simple technical steps make it vastly more affordable to many patients. Because the implants can be immediately loaded and cushioned, patients can walk into your office and leave within an hour or less with a comfortable, stable denture.

For information on the retention of removable partials and upper dentures please contact Dentatus.

"I have used Atlas Denture Comfort and the fact that you can fit a denture to the Atlas implants more simply, with less hardware, with fewer steps—in addition to the procedure being non-invasive—is what attracts me to it."
— Nels Ewoldsen, DDS Dentist



THE SIMPLE SOLUTION FOR YOUR PATIENTS NEEDS

If you're currently offering implant dentistry to your patients, ATLAS solves the all-too-familiar objections you and your team hear from patients, "Wow, I had no idea implants were so expensive!" or "I just can't take so much time off work." The ATLAS protocol solves the problems of costly implant procedures for many patients who must forego the comforts of implant-retained restorations because of constraints due to time, bone or money.

If you're currently not offering implant dentistry to your patients, ATLAS is the place to start. The easy to maintain, small number of components will simplify your assistants need to have them ready for the procedure. Whether you are an experienced implantologist, prosthodontist or manage a restorative general practice, ATLAS will help you offer the highly productive treatment to many more patients within their financial means.

"When I received the Atlas Denture Comfort procedure, I became a different person; I feel wonderful; and I am very happy with myself and how others compliment the way I look."
— Janina, New York, NY Patient

• Tuf-Link silicone polymerized in 4-5 minutes • Stress-free denture placement/removal • 60 minute procedure




PRODUCT INFORMATION

AK-2 ATLAS Surgical and Prosthetic Instrumentation Kit

- 3 - Profile Drills - (1.8 Short, 2.2, 2.4) Drill System 1
- 1 - R/A Hpc. Implant Driver
- 1 - Manual R/A Adaptor
- 1 - Set of 3 Denture Profile Forming Instruments
- 1 - Sterilizable Instrumentation Kit Box
- 1 - Instructions for use
- 1 - X-ray template
- 5 - Moisture Absorbing Papers

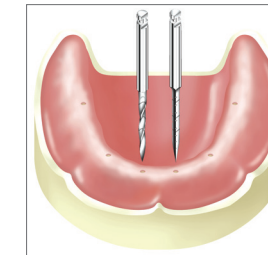
AK-3 ATLAS Surgical and Prosthetic Instrumentation Kit

- 3 - Profile Drills - (1.8 Short, 2.2, 2.4) Drill System 2
- 1 - R/A Hpc. Implant Driver
- 1 - Manual R/A Adaptor
- 1 - Set of 3 Denture Profile Forming Instruments
- 1 - Sterilizable Instrumentation Kit Box
- 1 - Instructions for use
- 1 - X-ray template
- 5 - Moisture Absorbing Papers

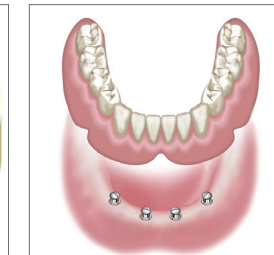


Contact Dentatus for more information about our products.

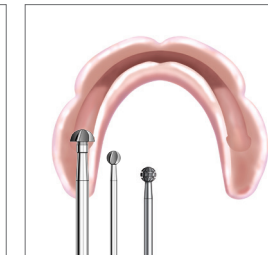
SIMPLE TECHNIQUE



Flapless Osteotomy with pilot drill



Placed Implants between the Metal Foramen



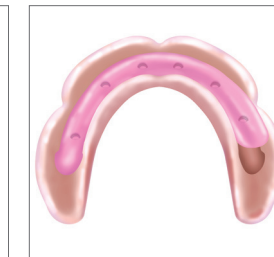
Denture Base Preparation with pilot drill



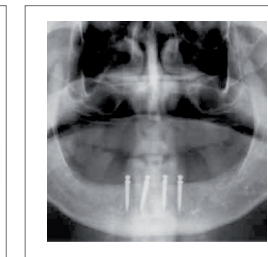
Hollowed denture marked for implants



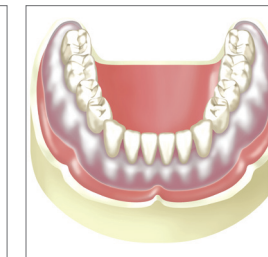
Expelled Tuf-Link



Denture with spaces for implants with silicone



Post-Op Panoramic View



One-Visit Retrofitted Denture

• Retains, stabilizes & cushions dentures with narrow body implants • No housings, no O-rings and no adhesives.