

Dentatus MINIMALLY INVASIVE NARROW BODY IMPLANT SYSTEMS

CATALOGUE 2019

ATLAS[®]
FOR DENTURE RETENTION



ANEW[®]
NARROW BODY IMPLANTS WITH
SCREW RETAINED PROSTHETICS



TABLE OF CONTENTS

Dentatus Minimally Invasive Implant Systems Overview	3
Atlas - The Simple Solution for Denture Comfort	4
Atlas Surgical Instrumentation	6
Atlas Tuf-Link® Silicon Reline Material & Accessories	7
Atlas Accessories & Components	8
Implant Studies	8
Dentatus Surgical Drills & Reamers	9
Atlas Hands-On Workshop	10
Atlas Marketing Tools	11
Anew - Minimally Invasive Narrow Body Implants for Single Tooth Restorations	12
Anew - Minimally Invasive Narrow Body Implants for Multi-Unit Restorations	13
Anew Surgical Instrumentation	14
Anew Component Kits for Temporary Restorations	15
Anew Component Kits for Laboratory Made Restorations	15
Anew Elypse Platforms for Removable Denture	16
Anew Elypse Component Kits for Removable Prosthetics with Anew Implants	17
Dentatus Surgical Drills & Reamers	18
Anew Accessories & Components	19
General Terms & Conditions	21
What is Needed for Different Cases Atlas and Anew	22

Please Note: Product pictures in this catalogue can vary since products and packaging can be changed during the year.

DENTATUS MINIMALLY INVASIVE IMPLANT SYSTEMS OVERVIEW

Find the correct item number for ordering implant refills.

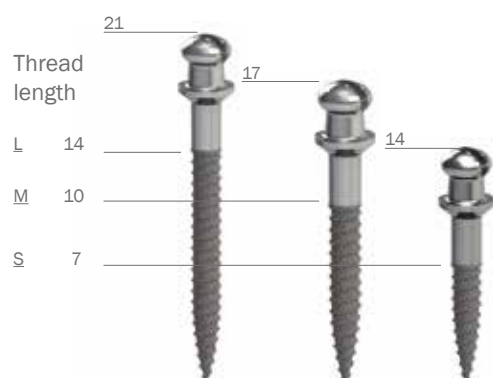
Combine the thread length (L, M, S) and the diameter (ø 1.8, 2.2, 2.4 and 2,8 mm) you need.



ø 1.8 mm ø 2.2 mm ø 2.4 mm ø 2.8mm

<u>L</u>	AT-18L-R	AT-22L-R	AT-24L-R	AT-28L-R
<u>M</u>	AT-18M-R	AT-22M-R	AT-24M-R	AT-28M-R
<u>S</u>	AT-18S-R	AT-22S-R	AT-24S-R	


(mm) Atlas total implant length



ø 1.8 mm ø 2.2 mm ø 2.4 mm ø 2.8 mm

<u>L</u>	ST-18L-R	ST-22L-R	ST-24L-R	ST-28L-R
<u>M</u>	ST-18M-R	ST-22M-R	ST-24M-R	ST-28M-R
<u>S</u>	ST-18S-R	ST-22S-R	ST-24S-R	

(mm) Anew total implant length





MINIMALLY INVASIVE NARROW BODY IMPLANTS FOR SCREW RETAINED SINGLE TOOTH PROSTHETICS

Anew narrow body implants advance the field of implantology with unique solutions. They are ideal for patients who have limited interdental spaces, insufficient bone level requiring otherwise lengthy bone augmentation procedures, or financial constraint.

Anew's prosthetic components provide patients with a fixed restoration at the time of placement. The non-hygrosopic screwcap abutment allows for implants to be easily monitored, altered and adapted to a permanent restoration.

The Anew's user-friendly components provide unprecedented opportunities for single, multiple, and large restorations, as they can be placed in narrow ridges, limiting approximating roots and teeth, and in minimal occlusal spaces.

Anew is available in 1.8, 2.2, 2.4 and 2.8 mm diameters.



ANEW SINGLE TOOTH IMPLANTS FOR NARROW SPACES



Congenital
missing laterals



Very narrow
interproximal space



Anew placed



Completed screwcap
attached restoration

SCREW RETAINED NARROW-BODY IMPLANT & PROSTHETIC SYSTEM FOR IMMEDIATE AND LONG TERM USE

The patented Dentatus Anew Implants are used as a primary resource for a broad range of patients' restorative needs.

- Single, multi-unit, or full-arch immediate chairside made restorations
- Protecting graft sites in ridge bone augmentation
- Instant support for non-retentive or failing abutments and restorations
- Emergency repairs and bridge stabilization
- Stabilizing existing and new dentures with splinted screwcap security



MINIMALLY INVASIVE NARROW BODY IMPLANTS FOR SCREW RETAINED MULTI-UNIT RESTORATION

Anew 1.8, 2.2, 2.4 and 2.8 mm diameter narrow body implants are designed for spaces where no others fit. Ideal for thin ridges, closely positioned roots, very slim teeth, and limited vertical spaces. Anew's user-friendly components provide unprecedented opportunities for single, multi-unit, and large restorations.

Anew implant short abutments accommodate divergent angles of restorations, passively attached with the safe resin screw caps.

The economical prosthetic components are designed for all sizes and lengths of Anew implants. There are components for chairside interim restorations and for laboratory procedures.

Anew screw-retained restorations, removable without stress, can be monitored, altered and adapted to newly reconstructed environments allowing a quick switchover of the patient's interim teeth to lab-customized restorations.

The Anew Narrow-Body Implant design system provides elegant solutions for finer dentistry.



ANEW FULL ARCH BRIDGE RESTORATION



Anew installed
implants



Occlusal view



X-Ray with Anew and
MTI Implants



Lab. bridge in place
with screwcaps

Clinical Procedures Courtesy: Dr. Ziv Mazor, Private Practice



SK-3 - ANEW® Surgical and Prosthetic Instrumentation Kit - Drill System 2

- 1 - ANEW Sterilizable Instrumentation Kit Box
- 2 - 1.4 CePo Pilot Drills (1 Long & 1 Short for 1.8 mm Implants)
- 2 - CePo Drills - for 2.2 and 2.4 mm Implants
- 1 - Manual Adaptor for R/A Driver
- 1 - ANEW Chisel-End Screwcap Driver
- 1 - ANEW R/A Hpc. Implant Driver
- 1 - ANEW Trephine Hollow Drill
- 1 - Instructions for Use
- 1 - X-Ray Template
- 5 - Moisture Absorbing Papers




ANEW® Sterile Implant Packs (2 Units/Pack)

Item no	Product Description	Diam (mm)	Tot. length (mm)	Thread length (mm)
ST-18S-R	ANEW Implant Pack	1.8	14	7
ST-18M-R	ANEW Implant Pack	"	17	10
ST-18L-R	ANEW Implant Pack	"	21	14
ST-22S-R	ANEW Implant Pack	2.2	14	7
ST-22M-R	ANEW Implant Pack	"	17	10
ST-22L-R	ANEW Implant Pack	"	21	14
ST-24S-R	ANEW Implant Pack	2.4	14	7
ST-24M-R	ANEW Implant Pack	"	17	10
ST-24L-R	ANEW Implant Pack	"	21	14
ST-28M-R	ANEW Implant Pack	2.8	17	10
ST-28L-R	ANEW Implant Pack	"	21	14



ANEW® Sterile Implant Packs (1 Unit/Pack)

ST-18S-R-1	ANEW Implant Pack	1.8	14	7
ST-18M-R-1	ANEW Implant Pack	"	17	10
ST-18L-R-1	ANEW Implant Pack	"	21	14
ST-22S-R-1	ANEW Implant Pack	2.2	14	7
ST-22M-R-1	ANEW Implant Pack	"	17	10
ST-22L-R-1	ANEW Implant Pack	"	21	14
ST-24S-R-1	ANEW Implant Pack	2.4	14	7
ST-24M-R-1	ANEW Implant Pack	"	17	10
ST-24L-R-1	ANEW Implant Pack	"	21	14
ST-28M-R-1	ANEW Implant Pack	2.8	17	10
ST-28L-R-1	ANEW Implant Pack	"	21	14





ANEW COMPONENT KITS FOR TEMPORARY RESTORATIONS


SNP-2 - ANEW® Clinical Prosthetic Kit for Two Interconnected Restorations

- 2 - ANEW Resin Screwcaps - Black
- 2 - ANEW Resin Screwcaps - White
- 2 - ANEW Brass Cap Plugs
- 2 - ANEW Short Screwcap Drivers
- 2 - ANEW Titanium Indexed Platforms (for Large Spans) With Connector Sleeves
- 2 - ANEW Titanium Connective Bars



ST-T - ANEW® Prosthetic Components for Single Temporary Crown

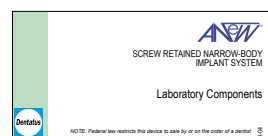
- 1 - Anew Titanium Indexed Platform for Individual Crown
- 1 - Anew Resin Screwcap - White
- 1 - Anew Resin Screwcap - Black
- 1 - Anew Brass Cap Plug
- 1 - Anew Short Screwcap Driver



COMPONENT KIT FOR LABORATORY MADE RESTORATIONS

ST-L - ANEW® Laboratory Kit for One Crown

- 1 - ANEW Resin Castable Platform
- 1 - ANEW Resin Screwcap - Black
- 1 - ANEW Resin Screwcap - White
- 1 - ANEW Brass Cap Plug
- 1 - ANEW Short Screwcap Driver
- 1 - ANEW Fixed Lab Analog
- 1 - ANEW Resin Impression Coping
- 1 - ANEW Removable Dowel Analog





ANEW ELYPSE INDEXED PLATFORMS FOR REMOVABLE DENTURES

Elypse – a unique cross-over product for removable prosthesis on Anew implants.

The Elypse indexed platforms makes it possible to use Anew implants also for retaining over-dentures. The platform can easily be removed from the Anew implant and a fixed prosthesis can be made at a later stage. This can be desirable when a long healing time is expected after extensive surgery, for economic reasons etc.

The Elypse platform is threaded onto the Anew implant and secured with semi-permanent cement. The denture is then prepared and Tuf-Link II soft reliner is used for retaining the denture on the platform, without o-rings or adhesives. The Tuf-Link II soft reliner is kept in place by a prepared undercut in the denture. This can easily be made chair-side by the dentist.

Using the Elypse platforms, the versatility of the Anew and Atlas implant systems is truly demonstrated. Putting in Anew implants, with their well-known properties for use in limited spaces, the doctor can choose between a fixed and a removable solution at any time.



ANEW ELYPSE® FOR REMOVABLE DENTURE



Photos courtesy Dr. Mark Iacobelli



Anew Implants with Elypse Platforms




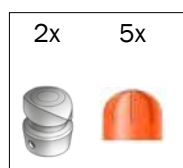
ET-K ANEW® Elypse for Removable Denture

- 1 - Set of 3 Denture Profile Forming Instruments
- 4 - Elypse Platforms, 3.5 mm
- 4 - Elypse Platforms, 4.0 mm
- 10 - Marking Caps
- 1 - Elypse Dismantling Driver
- 1 - Instructions for Use



Elypse® Platform Refill Packs (2 Units/Pack)

Item no	Product Description
ET-190	2 - Elypse 3.5 5 - Marking Caps
ET-192	2 - Elypse 4.0 5 - Marking Caps
MTI-193	1 - Elypse Dismantling Driver



DENTATUS SURGICAL DRILLS

Item no	Product Description
Drill System 1	
MR-1041	2 - 1.4 CePo Pilot Drills LONG (= 1.8 Impl. Diam.)
MR-1042	2 - 1.4 CePo Pilot Drills SHORT (= 1.8 Impl. Diam.)
MR-1045	2 - CePo Profile Drills (= 2.2 Impl. Diam.)
MR-1046	2 - CePo Profile Drills (= 2.4 Impl. Diam.)
Drill System 2	
MR-1141	2 - 1.4 CePo Pilot Drills LONG (= 1.8 Impl. Diam.)
MR-1142	2 - 1.4 CePo Pilot Drills SHORT (= 1.8 Impl. Diam.)
MR-1145	2 - CePo Profile Drills (= 2.2 Impl. Diam.)
MR-1146	2 - CePo Profile Drills (= 2.4 Impl. Diam.)
MR-1147	2 - CePo Profile Drills (= 2.8 Impl. Diam.)



DENTATUS CEPO SURGICAL DRILL SYSTEMS

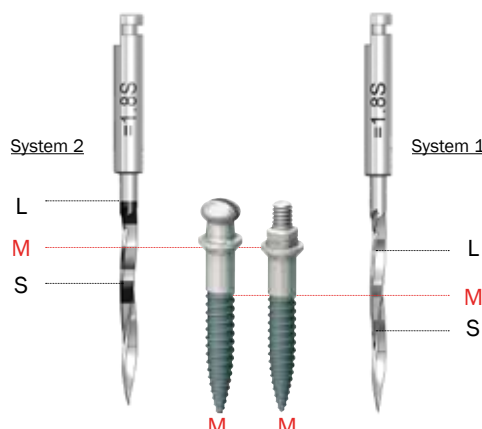
System 2

A user-friendly marking system, which refers to the actual placement depth through the gingiva, when performing flapless placement of the implants.

The markings correspond to the 3 different lengths of Dentatus implants: short (S), medium (M) and long (L). The upper border line of each marking is used as reference to the gingival surface and is placed 11, 14 and 18 mm from tip.

The width of each marking is 2 mm.

The implant platforms on Atlas and Anew implants shall always be flush with the gingival surface.




















System 1

The laser markings refer to the threaded length of the implants.

Markings are on 7, 10 and 14 mm from the tip of the implant, where the threads on the various implants end.

Marking width is approx 0.5 mm.



Item no	Product Description	
	Restorative platforms for single units	
SR-111-2	2 - ANEW Titanium Indexed Platforms (for Individual Crowns)	
SR-97-2	2 - ANEW Resin Indexed Platforms (for Individual Crowns)	
	Restorative platforms for multi units	
SR-49	2 - ANEW Titanium Indexed Platforms (for Large Spans)	
SR-96-2	2 - ANEW Resin Indexed Platforms (for Large Spans)	
SR-61-2	2 - ANEW Titanium Connective Bars	
	Screwcap drivers	
SR-3-2	2 - ANEW Short Screwcap Drivers	
SR-170-1	1 - ANEW Long Screwcap Driver	
SR-46-1	1 - ANEW Chisel-End Screwcap Driver	
	Screwcaps	
SR-58-2	2 - ANEW Brass Cap Plugs	
SR-62-2	2 - ANEW Resin Screwcaps - White	
SR-75-2	2 - ANEW Resin Screwcaps - Black	
SR-45-2	2 - ANEW Titanium Screwcaps	
	Laboratory accessories	
SR-68-2	2 - ANEW Resin Impression Copings	
SR-123-2	2 - ANEW Metal Impression Copings	
SR-83-2	2 - ANEW Fixed Lab Analogues	
SR-122-2	2 - ANEW Removable Dowel Analogues	
SR-189-2	2 - ANEW Resin Castable Platforms	

ANEW ACCESSORIES & COMPONENTS



Item no	Product Description
	<i>Implant drivers</i>
MR-120	1 - Manual Adaptor for R/A Driver
SR-57-1	1 - ANEW R/A Hpc. Implant Driver
SR-30-1	1 - ANEW Manual Implant Driver
MPD	1 - Dentatus Manual Power Driver - Handle
MPD-ST-1	1 - Anew Driving Bit for MPD Handle
	<i>Serilizing accessories</i>
SK-900	1 - ANEW Sterilizable Instrumentation Kit Box (no instruments included)
MR-900-25	25 - Moisture Absorbing Tray Papers, for SK-900
SK-900-120	1 - Holder for Manual Adaptor in Anew Sterilizing Box
	<i>Miscellaneous</i>
SR-59-1	1 - ANEW Trephine Hollow Drill
SR-56	12 - ANEW Gingival Spacers



DENTATUS' GENERAL TERMS & CONDITIONS

DENTATUS BUSINESS POLICY

It is our policy to make every effort to genuinely satisfy our customers by providing consistently high quality products and services. Our products are designed to perform as claimed when used in the manner recommended in our technical instructions and manuals and they are intended to be used by dental professionals only.

PURCHASING

Prices

Prices are subject to change without notice. Possession of a price list does not constitute an offer to sell. All prices are in European currency, Euro (€). For sales within the EU, Swedish VAT (25%) will be added unless a valid VAT registration number is presented at ordering.

Ordering and Minimum Orders

When ordering products, please include complete catalog numbers. Orders totaling less than € 200 will be subject to a special processing charge of € 30.

Terms

Payment will be made against documents unless otherwise agreed upon. Past due balances are subject to interest according to EU regulations. Dentatus also reserves the right to renegotiate the terms and conditions in the event of repeated late payments. Delivered products remain under the property of Dentatus until complete payment has been made by the customer.

FREIGHT/SHIPPING

General

All shipments are Ex Works (EXW). Assistance with arranging freight and insurance on request can be provided.

Documents

Dentatus will cover costs for documents required to be authenticated and/or legalized by national authorizations to a certain extent. Extensive costs will be charged the customer separately.

Claims

Short claims must be made within 10 days from receipt of goods. Damaged goods must be reported to the carrier within 24 hours. Damage claim must be filled by consignee.

PRODUCTS

Product Changes

Dentatus reserves the right to make product changes without prior notice. The customer is prohibited to remove or change Dentatus' trademarks and trade names, signs or any marks on any Dentatus product or packaging or to make any alternations in the construction or design of any product.

Warranty

Dentatus warrants its products against defective manufacturing and materials under normal procedure of use within

the dental profession for a period of two years from date of purchase. Warranty claims must have proof of purchase to be valid.

Returns and Claims

Before goods are returned for credit or exchange, prior written approval including a RMA (Return to Manufacturer Authorization) number must be obtained from Dentatus.

Only standard merchandise of current manufacture and labeling and less than one year from date of original shipment will be accepted for credit. Reason for return has to be stated. Merchandise returned in the original, unopened container and accompanied by the invoice number and date of purchase will be credited at the original purchase price. However, returned "opened" merchandise or merchandise requiring repackaging will be subject to a minimum of 15% restocking charge. Return of merchandise must be prepaid. Merchandise returned without prior written approval will be returned to the customer at the customer's expense.

Instructions for Use (IFU)

In the EU, if officially requested language at any given time is not covered by IFU, delivery may not take place until an approved translation has been prepared. A written agreement on accepted deviation has to be made.

A translation has to follow the English or Swedish original, and has to be approved by Dentatus prior to use.

Traceability

Dentatus' products are in general labeled with LOT numbers, which allow the products to be traced in production and to customers, in case of product malfunction. The LOT number is placed on the packaging and has to be included in any return, claim or incident/accident, where the product is likely to have failed. It is required that our distributors have an integrated functional system to trace our products to the purchaser/end-user/patient, whoever is the next in the distribution chain. We also require that our distributors make this requirement to their distributors (if relevant).

Reporting Incidents and Accidents

Dentatus is conformed to the vigilance system as described in MEDDEV 2.12-1. Any malfunction of our products shall be reported to Dentatus without delay, but not later than 7 elapsed calendar days following the awareness of the event. It is important that we are informed in details on what has happened, which product(s) is (are) concerned, if there are any personal injuries or deaths involved, and a contact person for us to contact.

Limitation of Liability



Except where prohibited by law, Dentatus will not be liable for any loss or damage arising from its products, whether direct, indirect, special, incidental or consequential, regardless of the theory asserted, including warranty, contract, negligence or strict liability.

Dentatus AB, January 2019

WHAT COMPONENTS ARE NEEDED FOR DIFFERENT TYPES OF ANEW TREATMENTS?

FOR ALL TYPES OF ANEW CASES YOU NEED:

The Correct Size of Anew Implants, See Page 14



1.

A Surgical and Prosthetic Instrumentation Kit SK-2 or SK-3 (See Content on Page 14)

- Choose the Drill System you prefer, 1 or 2. See page 18 for more information.



2.

FOR SINGLE TOOTH PROSTETICS YOU NEED (1 OF EACH PACKAGE)

- The correct size of Anew implant
- The Instrumentation Kit
- Choose ST-T for single temporary crown and/or ST-L for laboratory crown

3a.

FOR TWO OR MORE RESTORATIONS YOU NEED

- The correct size and quantity of Anew implants
- The Instrumentation Kit
- Choose SNP-2 for temporary restorations (one SNP-2 for every 2 teeth)
- Choose ST-L for laboratory crown (one ST-L for each tooth)

3b.

FOR REMOVABLE DENTURE WITH ANEW ELYPSE YOU NEED

- A patient with at least 4 Anew implants in the mandible front
- OR The correct size and quantity of Anew implants
- The Elypse Kit ET-K
- Tuf-Link^{II}, choose the size of syringe and mixing gun

3c.