

# Dentatus MINIMALLY INVASIVE NARROW BODY IMPLANT SYSTEMS

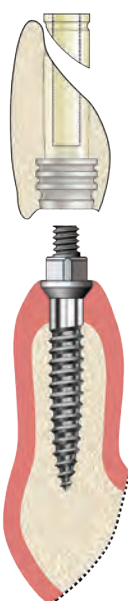
CATALOGUE 2019

**ATLAS**<sup>®</sup>  
FOR DENTURE RETENTION



**ANew**<sup>®</sup>

NARROW BODY IMPLANTS WITH  
SCREW RETAINED PROSTHETICS



## TABLE OF CONTENTS

Dentatus Minimally Invasive Implant Systems Overview	3
Atlas - The Simple Solution for Denture Comfort	4
Atlas Surgical Instrumentation	6
Atlas Tuf-Link® Silicon Reline Material & Accessories	7
Atlas Accessories & Components	8
Implant Studies	8
Dentatus Surgical Drills & Reamers	9
Atlas Hands-On Workshop	10
Atlas Marketing Tools	11
Anew - Minimally Invasive Narrow Body Implants for Single Tooth Restorations	12
Anew - Minimally Invasive Narrow Body Implants for Multi-Unit Restorations	13
Anew Surgical Instrumentation	14
Anew Component Kits for Temporary Restorations	15
Anew Component Kits for Laboratory Made Restorations	15
Anew Elypse Platforms for Removable Denture	16
Anew Elypse Component Kits for Removable Prosthetics with Anew Implants	17
Dentatus Surgical Drills & Reamers	18
Anew Accessories & Components	19
General Terms & Conditions	21
What is Needed for Different Cases Atlas and Anew	22

Please Note: Product pictures in this catalogue can vary since products and packaging can be changed during the year.

# DENTATUS MINIMALLY INVASIVE IMPLANT SYSTEMS OVERVIEW

Find the correct item number for ordering implant refills.


Combine the thread length (L, M, S) and the diameter (ø 1.8, 2.2, 2.4 and 2,8 mm) you need.



ø 1.8 mm   ø 2.2 mm   ø 2.4 mm   ø 2.8mm

<u>L</u>	AT-18L-R	AT-22L-R	AT-24L-R	AT-28L-R
<u>M</u>	AT-18M-R	AT-22M-R	AT-24M-R	AT-28M-R
<u>S</u>	AT-18S-R	AT-22S-R	AT-24S-R	


(mm) Atlas total implant length



ø 1.8 mm   ø 2.2 mm   ø 2.4 mm   ø 2.8 mm

<u>L</u>	ST-18L-R	ST-22L-R	ST-24L-R	ST-28L-R
<u>M</u>	ST-18M-R	ST-22M-R	ST-24M-R	ST-28M-R
<u>S</u>	ST-18S-R	ST-22S-R	ST-24S-R	

(mm) Anew total implant length





## ATLAS - THE SIMPLE SOLUTION FOR DENTURE COMFORT

Retain, stabilize and cushion dentures without housings, O-rings or adhesives. Designed primarily to retain lower dentures, Atlas implants utilized with Tuf-Link II™ silicone reliner material provide cushioned support and stabilization with gentle, firm retention while distributing the chewing force on the ridge and implants, all without housings, o-rings or adhesives.

### The Advantages:

- One stage procedure
- No housings or adhesives
- No o-rings required
- High patient satisfaction



### The Simple Solution for Your Dental Practice

The Atlas minimally invasive procedure without a surgical flap dramatically reduces chair time and the simple technical steps make it vastly more affordable to many patients. Because the implants can be immediately loaded and are cushioned, patients can leave your office within an hour or less with a comfortable, stable denture.

#### Atlas Denture Comfort Technique

- Overcomes technical restrictions of parallelism and space
- Flapless installation
- Easy one stage procedure
- Stress-free denture placement/removal
- 60 minute procedure

#### TUF-LINK II Soft Reliner

- Tuf-Link polymerizes in 4-5 min
- Non-porous material
- Easily trimmed and replaced in denture base
- Requires no adhesives
- Provides a cushioned interface between soft tissue and denture
- Lasts for up to 18 months

### The Simple Solution for Your Patient's Needs

If you're currently offering implant dentistry to your patients, Atlas solves the all-too-familiar objections you and your team hear from patients: "Wow, I had no idea implants were so expensive!" or "I just can't take so much time off work." The Atlas protocol solves the problems of costly implant procedures for many patients who must forego the comforts of implant retained restorations because of constraints due to time, bone or money.

If you're currently not offering implant dentistry to your patients, Atlas is the place to start. The small number of components will simplify your assistant's need to have them ready for the procedure. Whether you are an experienced implantologist, prosthodontist or manage a restorative general practice, Atlas will help you offer the highly productive treatment to many more patients within their financial means.



## An Implant System That Fits:

- Thin ridges
- Your patient's budget
- Your practice

Tuf-Link II resilient silicone liner provides secure retention and chewing comfort by being firmly retained by undercut in the periphery seam line.

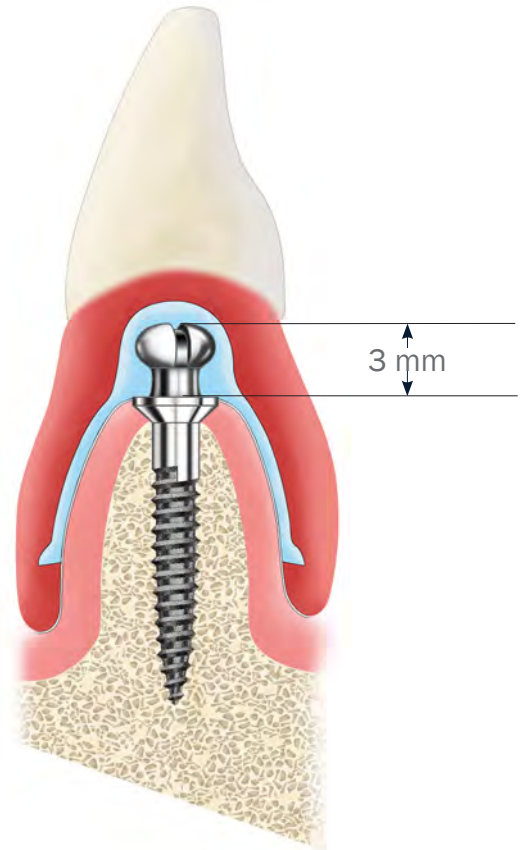
Low profile 3 mm Atlas dome head creates balanced bilateral support with gentle passive retention without copings, O-rings or adhesives.

Atlas Ti6Al4V titanium alloy implants are texturized and packaged sterile. Tapered end, and self threading design facilitates easy manual installation.

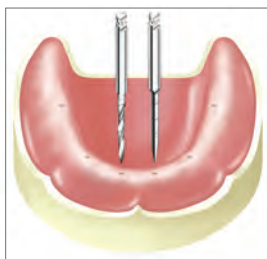
Atlas one piece implants are available in 1.8, 2.2, 2.4 and 2.8 mm diameter and 7, 10 and 14 mm thread lengths.

FDA indicated for long-term use or any length of time as decided by the health care provider.

The Atlas Implant Restorative protocol was developed in conjunction with the department of Implant Dentistry, New York University College of Dentistry.



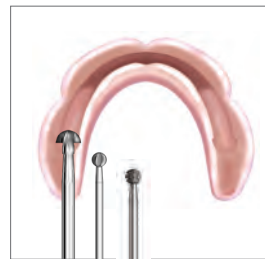
## Atlas Denture Retention System - A Simple Technique



Flapless osteotomy with pilot drill



Placed implants between the mental foramina



Denture base preparation



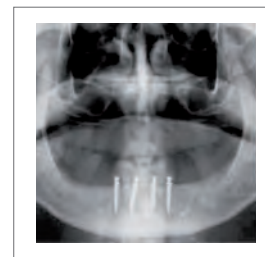
Hollowed denture marked for implants



Expelled Tuf-Link



Denture with spaces for implants with silicone



Post-op panoramic view




One-visit retrofitted denture



## SURGICAL INSTRUMENTATION INCLUDING STERELIZING BOX


### AK-3 Atlas® Surgical and Prosthetic Instrumentation Kit - Drill System 2

- 3 - CePo Drills - Short (for 1.8, 2.2 and 2.4 mm Implants)
- 1 - Atlas R/A Hpc. Implant Driver
- 1 - Manual Adaptor for R/A Driver
- 1 - Set of 3 Denture Profile Forming Instruments (for Handpiece)
- 1 - Atlas Sterilizable Instrumentation Kit Box
- 1 - Instructions for Use
- 1 - X-Ray Template
- 5 - Moisture Absorbing Tray Papers



### Atlas® Implant Packs (2 Units/Pack Including 5 Marking Caps)

Item no	Product Description	Diam (mm)	Tot. length (mm)	Thread length (mm)
AT-18S-R	Atlas Implant Pack	1.8	14	7
AT-18M-R	Atlas Implant Pack	1.8	17	10
AT-18L-R	Atlas Implant Pack	1.8	21	14
AT-22S-R	Atlas Implant Pack	2.2	14	7
AT-22M-R	Atlas Implant Pack	2.2	17	10
AT-22L-R	Atlas Implant Pack	2.2	21	14
AT-24S-R	Atlas Implant Pack	2.4	14	7
AT-24M-R	Atlas Implant Pack	2.4	17	10
AT-24L-R	Atlas Implant Pack	2.4	21	14
AT-28M-R	Atlas Implant Pack	2.8	17	10
AT-28L-R	Atlas Implant Pack	2.8	21	14





Item no	Product Description
	<b>TUF-LINK® 50 ml, Silicone Syringe</b>
TK-502/ TK-503	TUF-LINK® 50 ml Silicone Material Incl. 10 Mixing Tips for TK-G Dispenser Gun (TK-502 Outside EU & TK-503 Within EU)
TK-G	Silicone Auto Dispenser Gun for 50 ml Syringe
TK-T	10 Auto Mixing Tips for 50 ml Syringe (Pink)
	<b>TUF-LINK® 10 ml, Silicone Syringe</b>
TK-102/ TK-103	TUF-LINK® 10 ml Silicone Material Incl. 3 Mixing Tip for TK-G-10 Dispenser Gun (TK-102 Outside EU & TK-103 Within EU)
TK-G-10	Silicone Auto Dispenser Gun for 10 ml syringe
TK-T-10	10 Auto Mixing Tips for 10 ml Syringe (Brown)



## TUF-LINK®

The silicon from Dentatus is designed to retain and cushion full or partial dentures without adhesives and glazes in one short office visit.

TUF-LINK® is a nonporous silicone-resin formula that won't absorb water, which is one of the leading causes of bacteria growth and odor. This extraordinary liner is tear resistant and maintains its form and resiliency over time.


New and existing dentures can be retrofitted chairside with the distinctive Denture Forming Instruments and relined with TUF-LINK® polymerizing in 4 - 5 minutes. This technique produces a perfect fit every time, eliminating post-insertion adjustments, discomfort, sores and lesions.



## ATLAS ACCESSORIES & COMPONENTS



Item no	Product Description
AR-110	2 - Atlas R/A Hpc. Implant Drivers
MR-120	1 - Manual Adaptor for R/A Driver
AR-8	2 - Atlas Manual Implant Drivers
AR-151	20 - Atlas Dome Keeper Marking Caps
AR-15	4 - Atlas Laboratory Analogues
AR-10	1 - Set of 3 Denture Profile Forming Instruments (for Handpiece)
MPD	1 - Dentatus Manual Power Driver - Handle
MPD-AT	2 - Atlas Driving Bits for MPD Handle
AK-900	1 - Atlas Sterilizing Instrument Kit Box (no instruments included)
MR-900-25	25 - Moisture Absorbing Tray Papers, for AK-900
AK-900-120	1 - Holder for Manual Adaptor in Atlas Sterilizing Box



## SELECTED READING, OVER 100 ARTICLES & STUDIES AVAILABLE

Atlas: "This retrospective report followed 48 NDIs in 27 patients for 1 to 5 years post loading. No implant failures were reported yielding a 100% survival rate." Froum, Cho, et al. International Journal of Periodontics & Restorative Dentistry. 2007; Vol 27, No. 5 449-455.

"96.9% Survival rate (31/32), 3-5 years in function." Mazor, et al, Implant Dent. 2004; 13; 336-341.

Should you wish to receive full versions of these articles or other articles and studies about Dentatus implant systems, please contact Dentatus Sales & Marketing Team via [info@dentatus.se](mailto:info@dentatus.se).



## DENTATUS SURGICAL DRILLS

Item no	Product Description
---------	---------------------

### Drill System 1

MR-1041	2 - 1.4 CePo Pilot Drills LONG (= 1.8 Impl. Diam.)
MR-1042	2 - 1.4 CePo Pilot Drills SHORT (= 1.8 Impl. Diam.)
MR-1045	2 - CePo Profile Drills (= 2.2 Impl. Diam.)
MR-1046	2 - CePo Profile Drills (= 2.4 Impl. Diam.)



### Drill System 2

MR-1141	2 - 1.4 CePo Pilot Drills LONG (= 1.8 Impl. Diam.)
MR-1142	2 - 1.4 CePo Pilot Drills SHORT (= 1.8 Impl. Diam.)
MR-1145	2 - CePo Profile Drills (= 2.2 Impl. Diam.)
MR-1146	2 - CePo Profile Drills (= 2.4 Impl. Diam.)
MR-1147	2 - CePo Profile Drills (= 2.8 Impl. Diam.)



## DENTATUS CEPO SURGICAL DRILL SYSTEMS

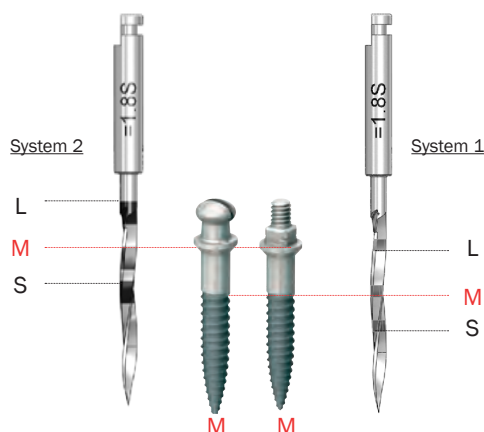
### System 2

A user-friendly marking system, which refers to the actual placement depth through the gingiva, when performing flapless placement of the implants.

The markings correspond to the 3 different lengths of Dentatus implants: short (S), medium (M) and long (L). The upper border line of each marking is used as reference to the gingival surface and is placed 11, 14 and 18 mm from tip.

The width of each marking is 2 mm.

The implant platforms on Atlas and Anew implants shall always be flush with the gingival surface.



### System 1

The laser markings refer to the threaded length of the implants.

Markings are on 7, 10 and 14 mm from the tip of the implant, where the threads on the various implants end.

Marking width is approx 0.5 mm.



## GET YOUR LOCAL Atlas MARKET STARTED WITH A HANDS-ON WORKSHOP

- Arrange Atlas Hands-on Workshops for dentists to change the life of their denture patients

Together with you as our local dealer or agent we want to mediate that the Dentatus Atlas Implant system is a simple and proven solution that will transform the quality of life of denture patients and leave them forever thankful to the dental practice.

We therefore offer an all-day event that will start with a seminar that addresses information on the different implant solutions available on the international market and how the local implant market looks. The lecturer will also present the patient benefits of mini-implants as well as the technical and socio-economic benefits.

At our award winning hands-on workshop, the dentist will learn how to stabilize, cushion and retain dentures with a minimally invasive one-hour chair-side procedure. They will return to their practice fully trained, with their self-made Atlas model, and all the necessary materials to do their first case.

The Atlas Hands-on Workshop includes: course tuition, a patient education model and a discounted patient starter kit with all the instrumentation and implants needed for the dentists first case.

**Dentists can go to [www.dentatus.com](http://www.dentatus.com) for upcoming courses in your area, dates provided by you.**

Dentatus will provide you and your educationist with all necessary information. There is a fully developed course plan and education material for a local lecturer to learn more and educate.

*Available workshop tools:*

**HOM-INSTR**, includes all the instrumentation you need for one student (can be re-used).

**HOM-AT2**, includes the Atlas model, 4 implants with marking caps. For one participant to take home.

**Atlas-PM**, patient education model. For one participant to take home.

**Tuf-Link®**, the silicon from Dentatus, designed to retain and cushion full or partial dentures. Available in two different sizes of syringe.

Please contact us for price information.

Let us know if you are interested and we will help you to make a successful Atlas hands on work shop to improve your local Atlas sales.





## HELP DENTISTS TO INFORM THEIR PATIENTS IN AN EASY WAY

Dentatus provides you with patient information for the Dentatus Atlas Implant technique

The new patient information pack for the Atlas Implant Technique is aimed at denture wearers or those in need of a denture on the lower jaw. It is written from a patient's perspective so it is clear and easy to understand.

The material is designed for dentists who already use the Atlas implant technique at their practice and who wish to market and inform their patients about the advantages of the Atlas system. The information is made up of four different parts; a postcard, a poster and two types of brochures. Below you can see what the material looks like and how it can be used.


We can also provide you with an Atlas Denture Comfort webpage for your country. The text is based on the text in Brochure step 2. Please give us a call or send us an email and we will send it to you.

If you would like the materials in your language all we would need from you is the translation of the texts and Dentatus will provide you with the graphic support you need, free of charge. Dentatus is not responsible for costs incurred for translation or for printing the material.


We hope this information will be of great use to you and your customers in promoting the benefits of the Atlas Implant Technique to the patient.



**Postcard**  
Clear and easy to understand patient information for dentists to send out to potential patients.



**Brochure Step 1**  
Contains easy to grasp information about the advantages and benefits of the Atlas technique from a patient's perspective. To be placed in the waiting room or accessible at the reception in order to create awareness amongst key patients.



**Poster**  
To raise awareness amongst key patients. To be put in a visible place in a waiting room or reception.



**Brochure Step 2**  
Contains more detailed information about how the clinical procedure works and the advantages for the patient. Used by the dentist during a consultation with a patient

# DENTATUS' GENERAL TERMS & CONDITIONS

## DENTATUS BUSINESS POLICY

It is our policy to make every effort to genuinely satisfy our customers by providing consistently high quality products and services. Our products are designed to perform as claimed when used in the manner recommended in our technical instructions and manuals and they are intended to be used by dental professionals only.

## PURCHASING

### Prices

Prices are subject to change without notice. Possession of a price list does not constitute an offer to sell. All prices are in European currency, Euro (€). For sales within the EU, Swedish VAT (25%) will be added unless a valid VAT registration number is presented at ordering.

### Ordering and Minimum Orders

When ordering products, please include complete catalog numbers. Orders totaling less than € 200 will be subject to a special processing charge of € 30.

### Terms

Payment will be made against documents unless otherwise agreed upon. Past due balances are subject to interest according to EU regulations. Dentatus also reserves the right to renegotiate the terms and conditions in the event of repeated late payments. Delivered products remain under the property of Dentatus until complete payment has been made by the customer.

## FREIGHT/SHIPPING

### General

All shipments are Ex Works (EXW). Assistance with arranging freight and insurance on request can be provided.

### Documents

Dentatus will cover costs for documents required to be authenticated and/or legalized by national authorizations to a certain extent. Extensive costs will be charged the customer separately.

### Claims

Short claims must be made within 10 days from receipt of goods. Damaged goods must be reported to the carrier within 24 hours. Damage claim must be filled by consignee.

## PRODUCTS

### Product Changes

Dentatus reserves the right to make product changes without prior notice. The customer is prohibited to remove or change Dentatus' trademarks and trade names, signs or any marks on any Dentatus product or packaging or to make any alternations in the construction or design of any product.

### Warranty

Dentatus warrants its products against defective manufacturing and materials under normal procedure of use within

the dental profession for a period of two years from date of purchase. Warranty claims must have proof of purchase to be valid.

### Returns and Claims

Before goods are returned for credit or exchange, prior written approval including a RMA (Return to Manufacturer Authorization) number must be obtained from Dentatus.

Only standard merchandise of current manufacture and labeling and less than one year from date of original shipment will be accepted for credit. Reason for return has to be stated. Merchandise returned in the original, unopened container and accompanied by the invoice number and date of purchase will be credited at the original purchase price. However, returned "opened" merchandise or merchandise requiring repackaging will be subject to a minimum of 15% restocking charge. Return of merchandise must be prepaid. Merchandise returned without prior written approval will be returned to the customer at the customer's expense.

### Instructions for Use (IFU)

In the EU, if officially requested language at any given time is not covered by IFU, delivery may not take place until an approved translation has been prepared. A written agreement on accepted deviation has to be made.

A translation has to follow the English or Swedish original, and has to be approved by Dentatus prior to use.

### Traceability

Dentatus' products are in general labeled with LOT numbers, which allow the products to be traced in production and to customers, in case of product malfunction. The LOT number is placed on the packaging and has to be included in any return, claim or incident/accident, where the product is likely to have failed. It is required that our distributors have an integrated functional system to trace our products to the purchaser/end-user/patient, whoever is the next in the distribution chain. We also require that our distributors make this requirement to their distributors (if relevant).

### Reporting Incidents and Accidents

Dentatus is conformed to the vigilance system as described in MEDDEV 2.12-1. Any malfunction of our products shall be reported to Dentatus without delay, but not later than 7 elapsed calendar days following the awareness of the event. It is important that we are informed in details on what has happened, which product(s) is (are) concerned, if there are any personal injuries or deaths involved, and a contact person for us to contact.

### Limitation of Liability


Except where prohibited by law, Dentatus will not be liable for any loss or damage arising from its products, whether direct, indirect, special, incidental or consequential, regardless of the theory asserted, including warranty, contract, negligence or strict liability.

*Dentatus AB, January 2019*

## WHAT COMPONENTS ARE NEEDED FOR AN ATLAS TREATMENT?

### Choose the Size of Atlas Implants You Need (See Page 6).

- You need 4 implants, there are 2 implants in each package.



1.

### You Need a Surgical and Prosthetic Instrumentation Kit AK-2 or AK-3 (See Content on Page 6)


Choose the drill system you prefer, 1 or 2. See page 18 for more information.



2.

### You Need Tuf-Link® Soft Reliner, Choose the Size of Syringe You Need and Eventually a Mixing Gun (See Page 7)

- Mixing tips are included with the syringes



TK-502/  
TK-503

TK-G

TK-102/  
TK-103

TK-G-10

50 ml for 10-12 cases

10 ml for 1 or 2 cases

3.