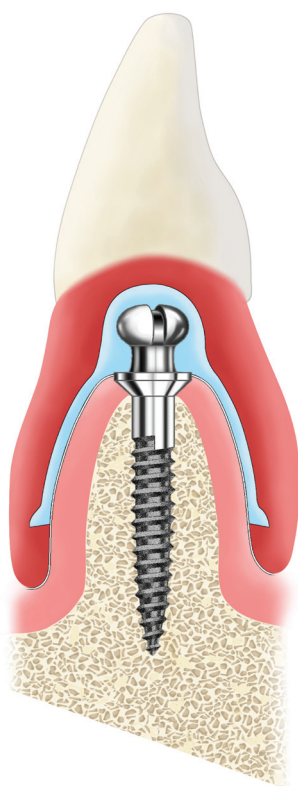


ATLAS® IMPLANT SYSTEM

The simple solution for Denture Comfort™



*Fits thin ridges
Fits your patient's budget
Fits your practice*

The narrow-diameter ATLAS implant is designed to retain lower dentures for patients with moderate to severe resorbed bone. The low profile 3mm ATLAS dome head creates bilateral support with gentle passive retention without copings, O-rings or adhesives.


The ATLAS procedure is minimally invasive, requires no surgical flap and significantly reduces chair time, making implants affordable to more patients. Because the implants can be immediately loaded and cushioned, patients can walk into your office and leave within an hour with a comfortable, stable denture.

The clinically tested and proven ATLAS titanium alloy implants for long-term use are lauded by patients that have regained their self-esteem and natural chewing function.

ATLAS Implants

Diameters: 1.8, 2.2, 2.4 and 2.8mm

<u>Thread Length</u>	<u>Total Length</u>
Short - 7mm	14.0mm
Medium - 10mm	17.0mm
Long - 14mm	21.0mm



ATLAS IMPLANT SYSTEM

ATLAS STERILE IMPLANTS 2-pack

Diameter	Threaded Length			
	7.0	10.0	14.0	
	1.8	AT-18S-R	AT-18M-R	AT-18L-R
	2.2	AT-22S-R	AT-22M-R	AT-22L-R
	2.4	AT-24S-R	AT-24M-R	AT-24L-R
	2.8		AT-28M-R	AT-28L-R



Corresponding Drills
(see p. 21)

1.8	MR-1141, MR-1142
2.2	MR-1145
2.4	MR-1146
2.8	MR-1147



SURGICAL INSTRUMENTATION INCLUDING STERILIZING BOX

AK-3 Atlas[®] Surgical and Prosthetic Instrumentation Kit

- 3 - CePo Drills - Short (for 1.8, 2.2 and 2.4 mm Implants)
- 1 - Atlas R/A Hpc. Implant Driver
- 1 - Manual Adaptor for R/A Driver
- 1 - Set of 3 Denture Profile Forming Instruments (for Handpiece)
- 1 - Atlas Sterilizable Instrumentation Kit Box
- 1 - Instructions for Use
- 1 - X-Ray Template




ATLAS IMPLANT SYSTEM

AK-900 STERILIZING BOX

- 1 - STERI-BOX ORGANIZER
- 1 - Instructions for Use



IMPLANT DRIVERS

	AR-8	2 Atlas Winged Hand Driver
	AR-110	2 Atlas R/A Hpc. Driver
	MR-120	1 Hand Adapter for R/A Drivers
	MPD	1 Ratchet Handle
	MPD-AT	2 Atlas Driver Bit for MPD Ratchet

THE MAGIC OF TUF-LINK® SILICONE



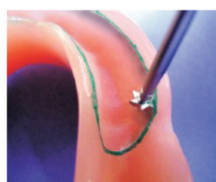
Equal parts comfort & retention for dentures

Twenty five percent of all Americans over the age of 60 wear dentures. Published data suggests overtime 90% will experience discomfort with their denture.

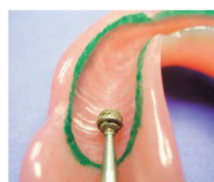
Dentatus can help! Our Tuf-Link® Complete is designed to cushion and stabilize full or partial dentures without adhesives, and glazes in one, short office visit.

Tuf-Link is a nonporous silicone-resin reline formula that won't absorb water, which is one of the leading causes of bacteria growth and odor. This extraordinary liner is tear resistant and maintains its form and resiliency for 18-24 months.

New or existing dentures are first retrofit chairside with the Denture Forming Instruments, and then relined with Tuf-Link. Polymerizing in 4-5 minutes, Tuf-Link creates a perfect fit every time, without post-insertion adjustments, discomfort, sores or lesions.



CREATE AN UNDERCUT SEAM



CREATE DEPTH GROOVES



REMOVE GROOVES AT DEPTH



DISPENSE AND SPATULATE TUF-LINK



APPLY TUF-LINK TO DENTURE



TRIM AND PLACE LINER

TUF-LINK SILICONE MATERIAL

TUF-LINK SILICONE CARTRIDGES



TK-103 1 Tuf-Link Silicone 10ml Cartridge with 3 Auto-Mix Tips



TK-503 1 Tuf-Link Silicone 50ml Cartridge with 10 Auto-Mix Tips

AUTO-MIX TIPS



TK-T-10 10 Auto-Mix Tips for Tuf-Link 10 ml Cartridge

TK-T 10 Auto-Mix Tips for Tuf-Link 50 ml Cartridge

AUTO-MIX DISPENSERS



TK-G-10 1 Auto-Mix Dispenser for Tuf-Link 10 ml Cartridge



TK-G 1 Auto-Mix Dispenser for Tuf-Link 50 ml Cartridge

ATLAS IMPLANT SYSTEM

ACCESSORIES



AR-10 Atlas Denture Forming Instruments Complete Set of 3



AR-15 4 Fixed Analogs



AR-151 20 ATLAS Dome

ATLAS MARKETING TOOLS

Reach your denture patients with a marketing support program offering an award winning patient brochure. The brochure is illustrated and explains who is a candidate and what to expect from the procedure. Press releases, photos & ad slicks can be personalized for your office. Case presentation models are also available for demonstration.

We’re driving patients to you with www.denturecomfort.com. Patients can learn all about the procedure that can put an end to denture problems. They will also find answers to common questions and regularly updated articles and industry research.



ATLAS-PM 1 Patient Education Model



AM-5 100 Denture Comfort Office Brochures